

Bilinx[®] Bi-Directional Communication Technology

The Smartest Way to Reach Your Camera



Security Systems



Control, Configure and Update Over the Video Cable

Get more out of your video cable with Bilinx, the newest CCTV innovation from Bosch. Take total control of your Dinion[™] and AutoDome[®] cameras. No ladders. No extra wiring. Bilinx puts your cameras within reach.

Security you can rely on.

BOSCH

The Bilinx Advantage





Bilinx shortens the steps and saves you time in a variety of installation and service situations.

Installing an AutoDome System		
Step	With Bilinx	Without Bilinx
1	Run Video Cable	Set Dome Address
2	Run Power Cable	Run Data Cable
3	Physically Install Dome	Run Video Cable
4		Run Power Cable
5		Physically Install Dome



Changing Settings on a Fixed Camera		
Step	With Bilinx	Without Bilinx
1	Connect Config Tool to Video Cable	Physically Access Camera
2	Configure Settings Remotely	Connect Local Service Monitor
3		Access Menu from Push Buttons
4		Configure Camera to Required Settings at Site
5		Reconnect Camera to CCTV System



Bilinx Enhances Bosch Products		
Product	Bilinx Interface	Performance Improvement
AutoDome Camera Systems 	Bilinx Data Interface	<ul style="list-style-type: none"> • Control of pan, tilt and zoom functions • Menu setup and online configuration • Alarms over video cable when connected to Allegiant
	Bilinx Configuration Tool	<ul style="list-style-type: none"> • Control of pan, tilt and zoom functions • Menu setup and online configuration • Upload/download of configuration • Firmware upgrades
Dinion Cameras 	Bilinx Data Interface	<ul style="list-style-type: none"> • Alarms over video cable when connected to Allegiant • Menu setup and online configuration
	Bilinx Configuration Tool	<ul style="list-style-type: none"> • Menu setup and online configuration • Upload/download of configuration • Firmware upgrades
Divar, DESA and DiBos DVRs 	Bilinx Data Interface	<ul style="list-style-type: none"> • PTZ control of AutoDome cameras over video cable • Menu setup and online configuration
Allegiant switcher/control system 	Bilinx Data Interface	<ul style="list-style-type: none"> • PTZ control of AutoDome cameras over video cable • No need to address dome • Alarms over video cable • Menu setup and online configuration



Bilinx benefits at a glance

- Control AutoDome PTZ including pre-positions
- Adjust camera and dome configuration settings
- Cut and paste settings to multiple cameras remotely
- Receive alarm signals and motion detection
- Lower installation costs
- Plug and play – no need to address each camera
- Upgrade existing single cable installations easily
- Update camera firmware

All from anywhere along the video cable





Time is money. Save both with the convenience of Bilinx.

Bilinx Bi-Directional Communication Technology is the latest CCTV innovation from Bosch. Designed for use with Bosch Dinion and AutoDome cameras, Bilinx uses conventional CCTV coax, unshielded twisted pair (UTP) and fiber optic video transmission links to communicate data to and from the camera.

Bilinx technology embeds control and configuration commands in the video signal, enabling any number of functions that used to require direct camera access or separate wiring to be achieved over the video cable. This is a significant advantage in installations where cameras are hard to reach or where operations would be interrupted by a service call.



Get more control with less wiring.

The Bilinx Data interface enables Bilinx technology for systems using Allegiant Matrix Systems. This eliminates extra data wiring to system cameras, and allows complete control over the video cable.



Streamline installation and configuration.

- ▶ Easily access all camera menu items
- ▶ Select setting off line for future upload
- ▶ Adjust setting on line for real-time feedback
- ▶ Use your PC keyboard to control AutoDomes
- ▶ Save and retrieve camera profiles for future reference
- ▶ Upload/download camera configurations
- ▶ Update camera firmware for feature enhancements
- ▶ Adjust settings and menu items

The Bilinx Configuration Tool

It is your key to freedom from physically accessing the camera. Just connect the tool to control PTZ functions, set up menus and online configurations, upload and download configurations to multiple cameras, and perform firmware upgrades.



▶ Dinion camera setup ▶





Dinion camera setup

AutoDome control

Alarm messaging and handling



Full AutoDome Control

Bilinx technology allows for complete control of Bosch AutoDomes, including pre-position set and call-up and auxiliary commands, using only the video cable. Bilinx significantly reduces installation and service costs by eliminating one third of the wiring, and even eliminates the need to manually set the camera address.

Settings and Adjustments

With Bilinx you can download, store and upload settings into both Dinion cameras and AutoDomes without a service technician actually accessing the camera. Using the configuration tool connected anywhere along the video cable, all camera settings can be customized for the particular application, with direct feedback on the video monitor. Settings can also be stored and uploaded to additional cameras for faster setup or replacement. This is especially helpful when installing multiple cameras in the same system or standard multi-site applications.



System Retrofit

When upgrading existing CCTV systems, Dinion cameras or AutoDomes can be installed without additional wiring. With Bilinx, configuration and control over the coax ensure fast and simple installation and operation.

Alarm and Status Messages

Bilinx technology supports transmission of camera-generated video motion alarms with the video signal, eliminating the need for separate wiring from the camera. AutoDomes with Bilinx technology can accept connections from external sources, such as PIRs, door contacts or access control systems to be sent with the video signal. Bilinx simplifies the system while reducing installation costs.

Firmware Updates

When new features are added to Dinion XF cameras or AutoDomes, Bilinx allows you to update the firmware in all cameras from a central point, eliminating the need to travel to and access each individual camera.



Bosch Security Systems, Inc.
850 Greenfield Road
Lancaster, PA 17601 U.S.A.
Phone: 1-866-CCTV REP
Fax: 717-735-6560
cctv@us.bosch.com
www.boschsecurity.us

All rights reserved
Printed in U.S.A.
Part # 4998154837B

Tradition of quality and innovation

For over 100 years, the Bosch name has stood for quality and reliability. Bosch Security Systems proudly offers a wide range of fire, intrusion, CCTV, management and communication systems and components to help you find the solution for any application. We are the global supplier of choice for innovative technology backed by the highest level of service and support. When you need solutions you can rely on, choose Bosch.

Security you can rely on.



BOSCH

Dinion is a trademark of Bosch Security Systems in the United States.

Bilinx and AutoDome are registered trademarks of Bosch Security Systems in the United States.